

*Oster*<sup>®</sup>


---

**MASSAGER**

---

**INSTRUCTIONS**

---



The Oster logo is displayed in a white, cursive font within a dark rectangular box. The box is part of a larger graphic element that also contains the 'IMPORTANT SAFEGUARDS' header.

## IMPORTANT SAFEGUARDS

When using an electrical appliance, basic precautions should always be followed, including the following:

Read all instructions before using this appliance.

**DANGER** — To reduce risk of electric shock:

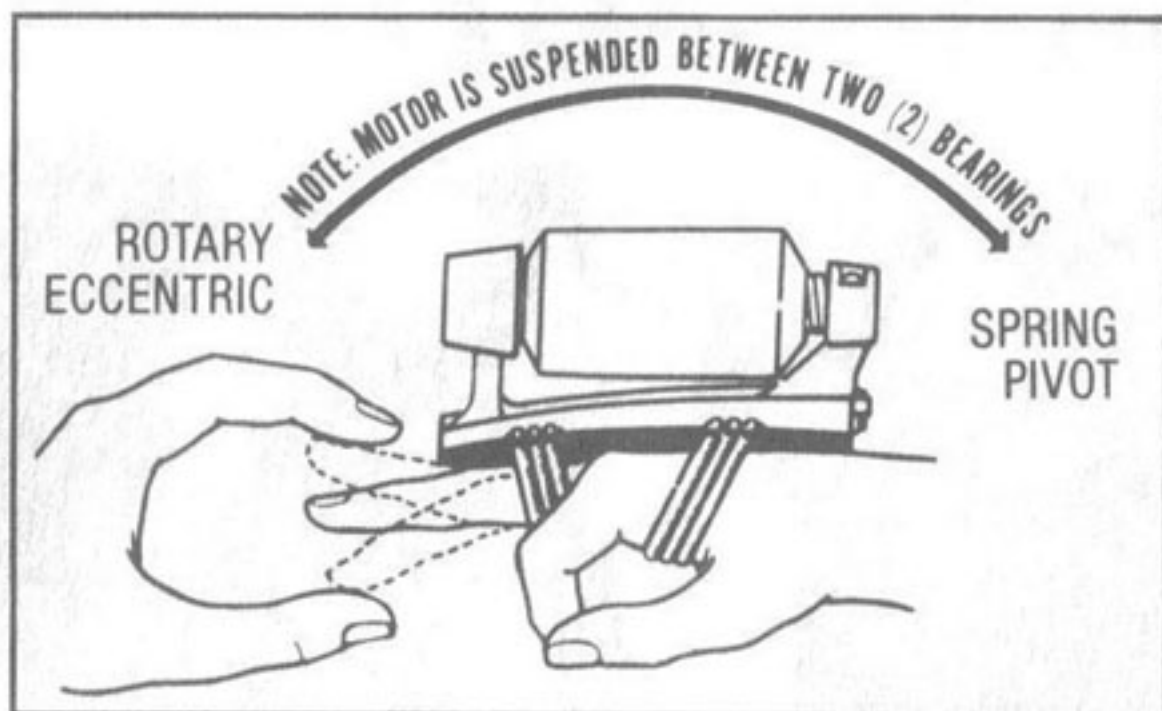
1. Always unplug this appliance from the electric outlet immediately after using and before cleaning.
2. Do not reach for an appliance that has fallen into water. Unplug immediately.
3. Do not use this appliance when standing on a damp floor, or when any part of the body is in contact with plumbing or any similar ground. Do not use when shampooing or in the shower, or while bathing.
4. Do not place or store appliance where it can fall or be pulled into a tub or sink. Do not place in or drop into water or other liquid.

**WARNING** — To reduce the risk of burns, fire, electric shock, or injury to persons:

1. The appliance should never be left unattended when plugged in. Unplug from outlet when not in use, and before putting on or taking off parts.
2. Do not operate under blanket or pillow. Excessive heating can occur and cause fire, electric shock, or injury to persons.
3. Close supervision is necessary when this appliance is used by, on, or near children, invalids, or disabled persons.

# SUSPENDED MOTOR ACTION

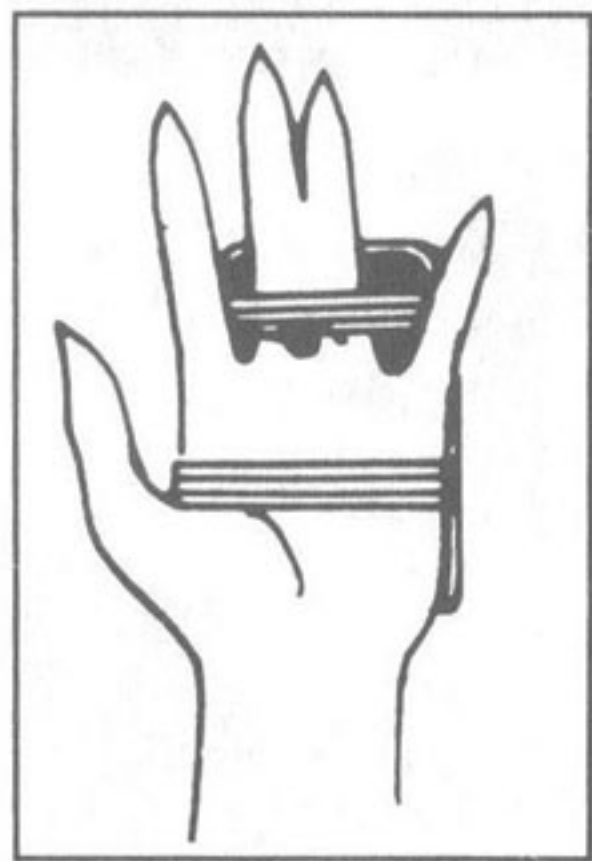
Exclusive Suspended Motor Action combines the advantages of hand and mechanical massage.



1. Motor is suspended between 2 bearings.
2. Motor rotates in eccentric at front.
3. Motor pivots on a spring at rear.

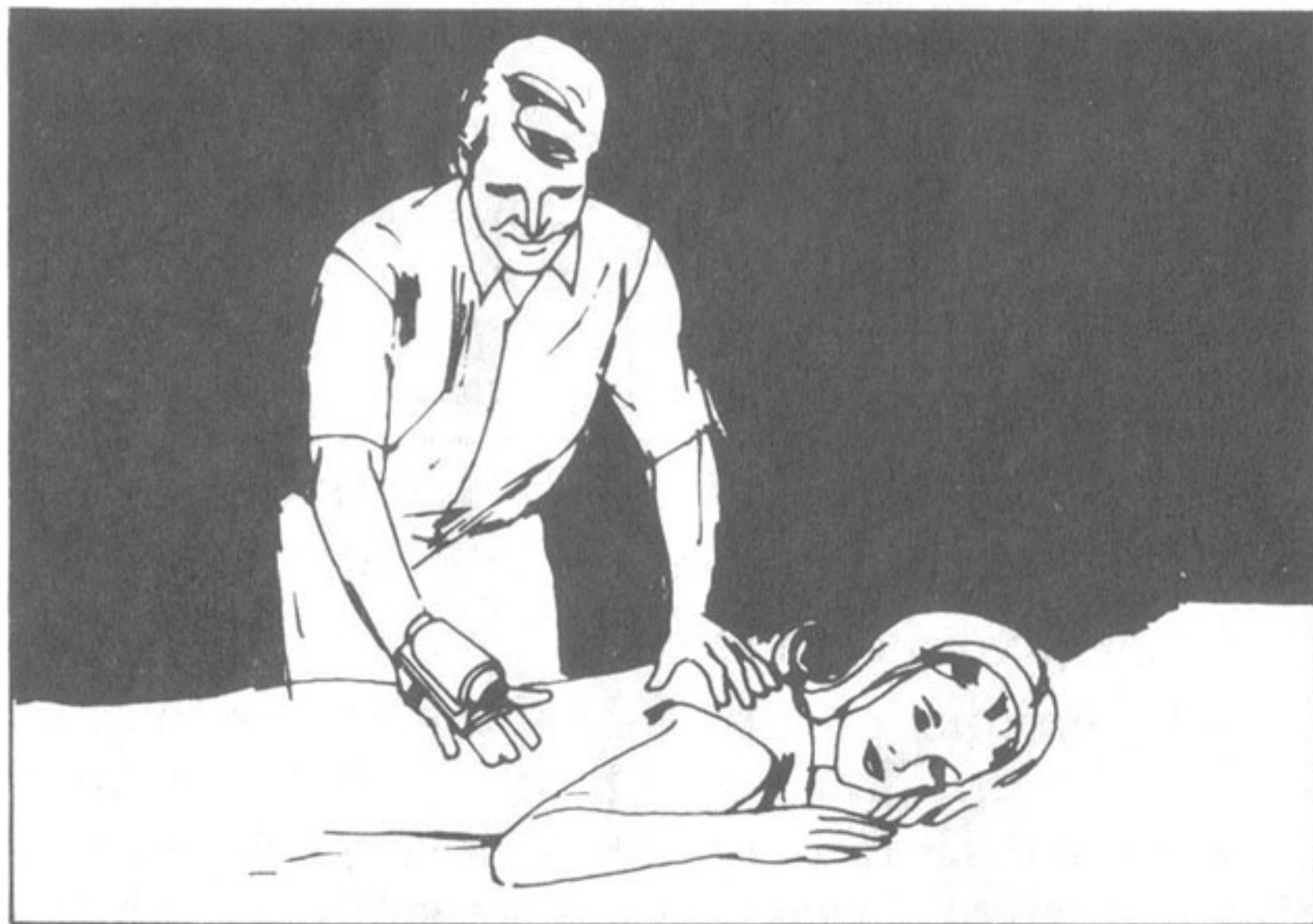
This ingenious feature allows the motor to shift its weight up, down *and* from side to side with such speed that it delivers several thousand rotating-patting massage movements per minute to your fingertips.

## ATTACHING MASSAGER



1. Place all four fingers under the large strap.
2. Slide the two middle fingers under the small strap.
3. Push the Massager *far back* on your hand. *This position is important* for good massage. It gives your fingers the most freedom and permits the instrument to deliver its very best massage action.

# GENERAL MASSAGE




Massage can be applied over clothing, but it is most effective when applied directly to the body.

Use both hands whenever possible. The free hand should duplicate the movements of the instrument hand.

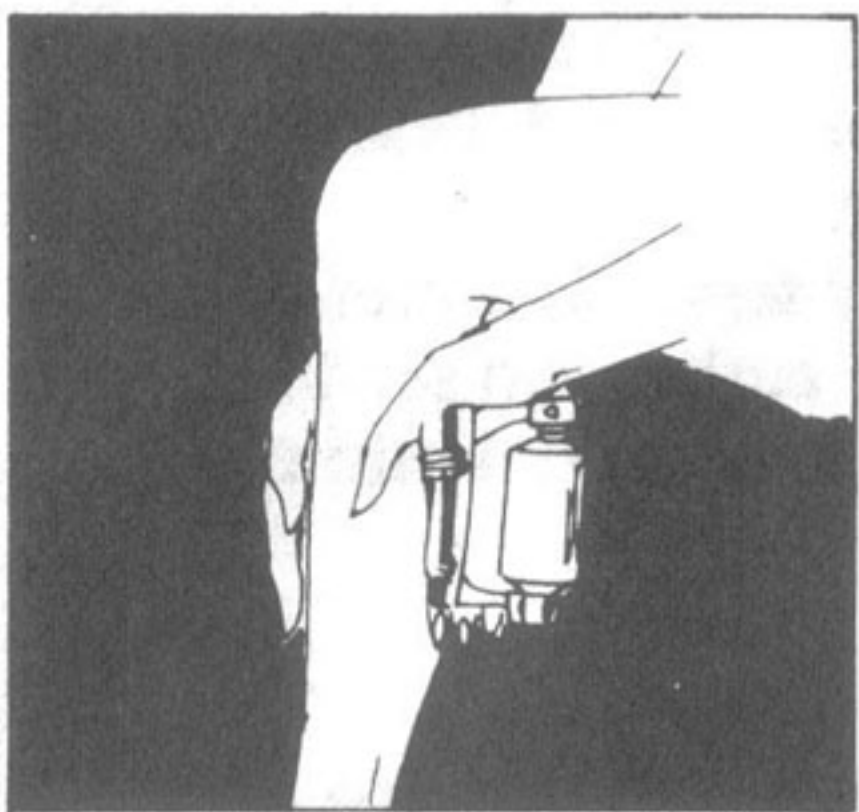
Massage should be gentle and pleasant. Take your time. Do not dig in with your fingers. The application should be soothing and not too vigorous.

# MASSAGE MOVEMENTS



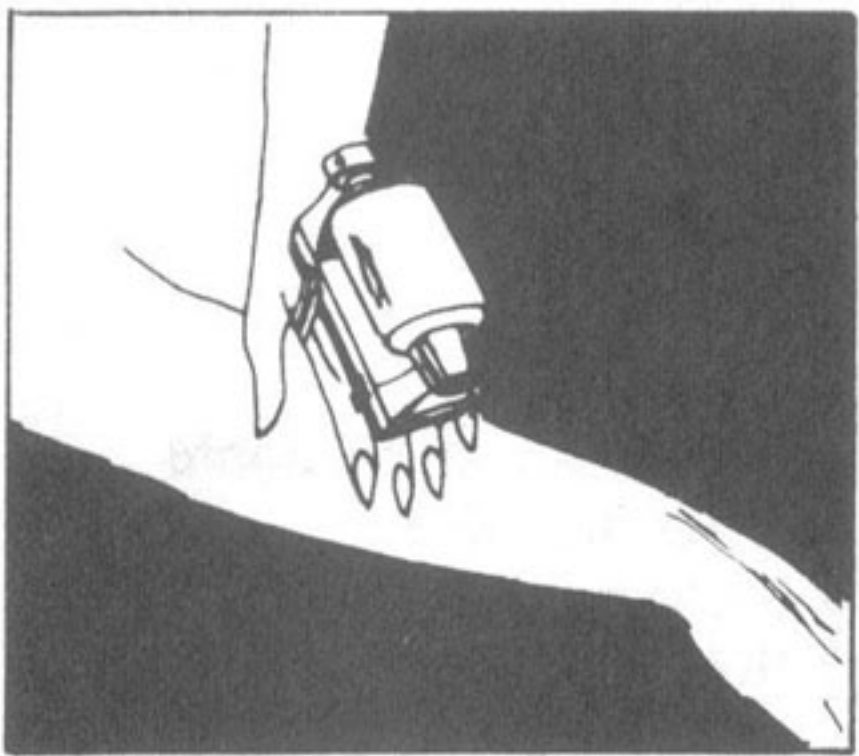
## STROKING

A long smooth movement with even pressure upward and light pressure downward.



## KNEADING

The hand grasps the muscles, gently squeezes and pushes upward, then relaxes and grasps again.



## ROTATING- PATTING

The Massager produces the rotating-patting movements for you. You transmit them by moving your hand lightly and slowly over your body.

# CARE AND USE

1. Operate on 120 volts, 25-60 cycles, AC only.
2. This appliance has a polarized plug (one blade is wider than the other). As a safety feature, this plug will fit in a polarized outlet only one way. If the plug does not fit fully in the outlet, reverse the plug. If it still does not fit, contact a qualified electrician. Do not attempt to change this plug in any way.
3. Carbon brushes - For Models 14 and 103 only: (all other models see note 4). If the motor does not operate, UNPLUG MASSAGER, unscrew brush caps on both sides of the motor and remove brushes. Examine the length of the square section. If the square section is worn to the same length or less than the round section, the brushes should be replaced. Replace with Oster carbon brushes only.
4. Make no adjustments. Any servicing other than the above must be done by an authorized service facility.
5. The motor will feel warm after several minutes of operation. This is normal.

**This unit is for commercial use only.**